



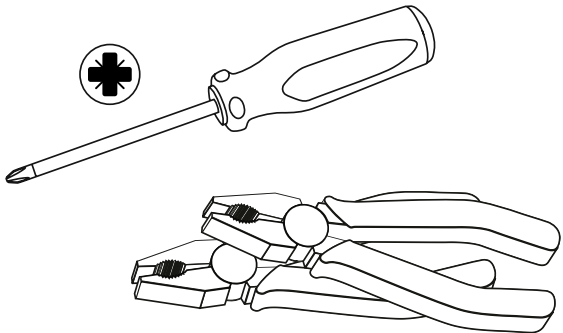
danalock

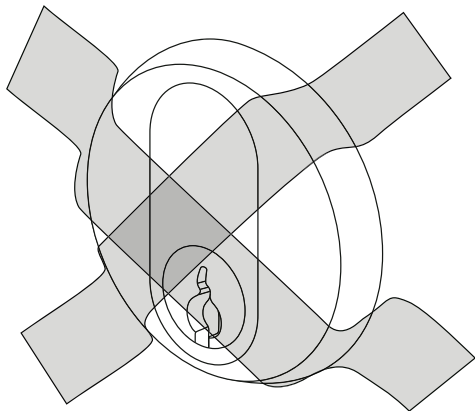
Danalock V3 BT HK SCANDI

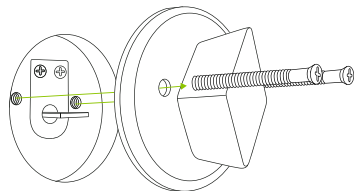
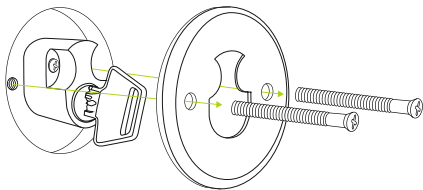


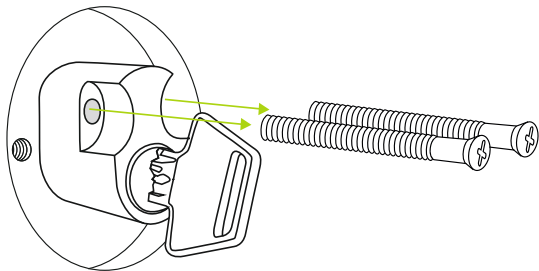
Works with

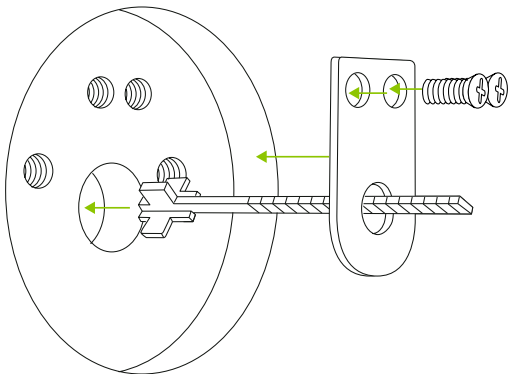
Apple HomeKit

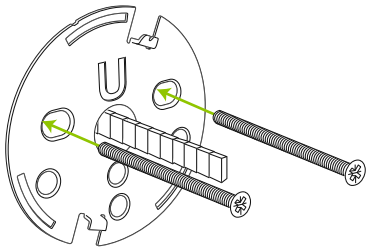
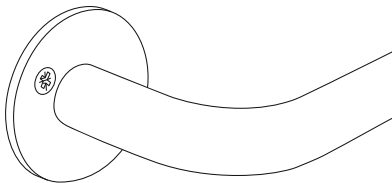
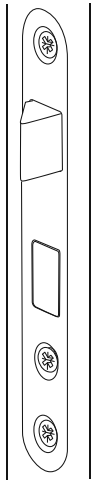


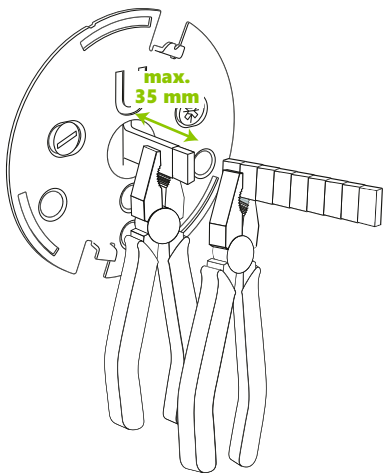




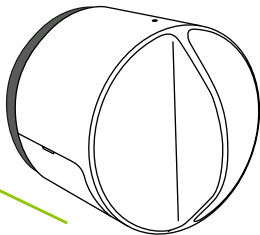
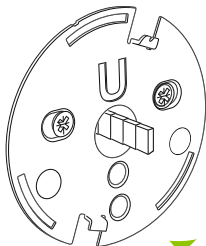
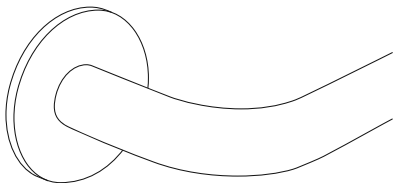
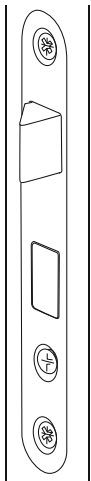


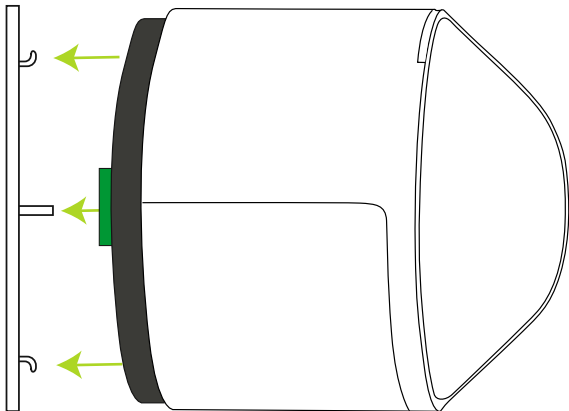


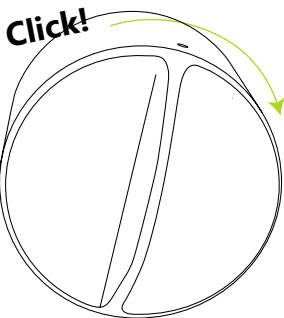
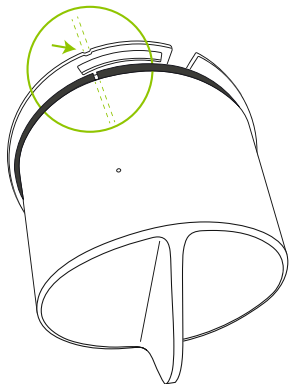


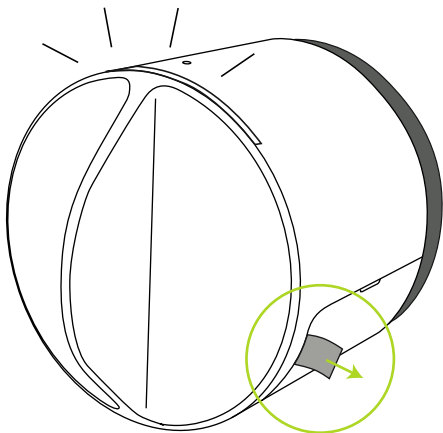













The following instructions are in english. Localized versions can be found with the QR-code below.



guide.danalog.com

Add the Danalock in the HomeKit App

When the Danalock has been mounted on the door it is ready to be set up with the Home app. Instructions on how to use the Home app can be found at:

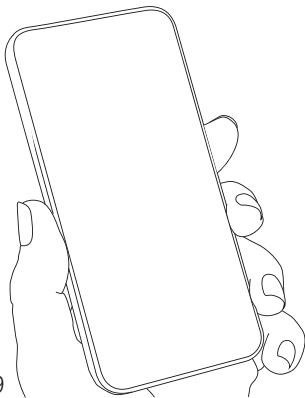
<https://support.apple.com/en-us/HT204893>

The HomeKit setup code can be found both inside the battery compartment and on the "Simple Guidelines" leaflet.


Calibrate the lock

The Danalock needs to be calibrated in order to function properly. Calibration can be done either automatically or manually with the commands found on page 19.

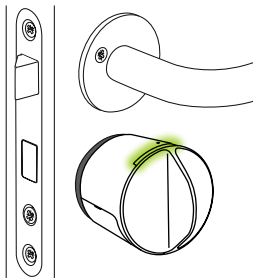
The Danalock can be configured further with the commands found on page 19 and 20.









Dismounting



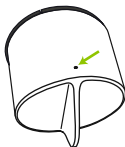
LED-Signals



LED-Mode	LED colour	Status indication
Constant red till light finishes		Lock has successfully locked
Constant green till light finishes		Lock has successfully unlocked
Constant white for 3 seconds		Power on. Batteries are activated
Red light flashes every 5 minute		Critical battery level
Constant purple		Firmware is being updated
Blue light flashes		Settings are changed/saved

Configuring the Danalock V3 with click-commands

You can configure the Danalock via the button found in the small hole on the top of the lock. When you click through settings, the LED will change color according to the following scheme. When you get to the setting you want to change wait for 5 seconds and the Danalock will react to your command. This gives you plenty of time to navigate to the right command. If you make a wrong number of clicks, just stop at a number of clicks where the LED doesn't light up and wait for 5 seconds. The LED will flash red to indicate that it has timed out.



Clicks	Color	Activity
2	Yellow	Manual calibration
<p>Start by turning the Danalock to the desired unlocked position. Start the calibration with the click command and wait for the LED to start blinking yellow. Turn the Danalock to the desired locked position while the LED blinks and click the button once to save the locked position. The Danalock will confirm with a green blink.</p> <p>If the lock doesn't receive a response from you within 30 sec the calibration will be canceled.</p>		
3	White	Auto calibration
<p>Start by turning the Danalock to unlocked position and lifting the handle if needed. The door has to be left open while the Danalock auto calibrates. Start the auto calibration with the click command. The Danalock will blink white while auto calibrating.</p>		

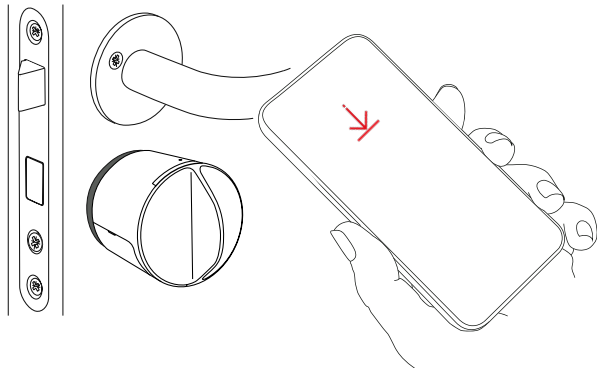
Clicks	Color	Activity
4	Blue	Hold back latch
<p>Toggles between 3 hold back latch settings: Off, short wait and long wait. Everytime this command is entered the setting will switch to the next option.</p> <ul style="list-style-type: none"> • Off will respond with a red blink when being set, and will disable brake and go back. • Short wait will respond with short green blinks when being set, and will hold the latch back for 5 sec. • Long wait will respond with one long green blink when being set and will hold the latch back for 15 sec. 		
5	Purple	Auto lock timer
<p>Toggles between 3 auto locking settings: Off, short wait and long wait. Everytime this command is entered the setting will switch to the next option.</p> <ul style="list-style-type: none"> • Off will respond with a red blink when being set, and will disable auto locking. • Short wait will respond with short green blinks when being set, and will lock after 15 sec. • Long wait will respond with one long green blink when being set and will lock after 60 sec. 		

Clicks	Color	Activity
6	Cyan	End to end unlock
<p>Everytime this command is entered the setting will switch to the next option.</p> <ul style="list-style-type: none"> • Turning off will respond with one red blink when being set. • Turning on will respond with one green blink when being set. 		
8	Blue/Green blink	Twist assist
<p>Everytime this command is entered the setting will switch to the next option.</p> <ul style="list-style-type: none"> • Turning off will respond with one red blink when being set. • Turning on will respond with one green blink when being set. 		
10	Red	Reset user settings
<p>This action will delete all user settings on the Danalock. The Danalock will respond by blinking red.</p>		

17. Firmware upgrade

To install the latest firmware on your Danalock download the Danalock app on App Store and log in as a "HomeKit only" user. Press the download icon on the front page in the app to start the firmware upgrade process.

Make sure to keep your phone near the Danalock during the entire firmware upgrade process.



Technical information

Controlling this HomeKit-enabled accessory automatically and away from home requires an Apple TV with tvOS 10.0 or later or an iPad with iOS 9.0 or later set up as a home hub.

HomeKit technology provides advanced security with end-to-end encryption and authentication between a HomeKit-enabled accessory and your iPhone, iPad, or iPod touch.

HomeKit security communications are encrypted between a HomeKit-enabled accessory and your iPhone, iPad, or iPod touch.

Legal information

Use of the Works with Apple HomeKit logo means that an electronic accessory has been designed to connect specifically to iPod touch, iPhone, or iPad, respectively, and has been certified by the developer to meet Apple performance standards. Apple is not responsible for the operation of this device or its compliance with safety and regulatory standards.

Apple, Apple Watch, iPad, iPad Air, iPhone, and iPod touch are trademarks of Apple Inc., registered in the U.S. and other countries. HomeKit is a trademark of Apple Inc.

Danalock International ApS
Gammel Stillingvej 427C
8462 Harlev, DK

+45 4242 8122
info@danalock.com

www.danalock.com